

Unit ID **Steam turbine**
 Component **Lubricating oil 8T**
 Current sample number **1700913**

+49 8034-9047-210

page 1 of 3

OELCHECK GmbH · Kerschelweg 28 · 83098 Brannenburg

Example report
 Analysis scope: Turbine Oil Kit 8

Machine type: **EG49/8/8**
 Manufacturer: **Siemens/Bergmann Borsig**
 Sample from: **Lubricating oil**
 Oil brand name: **Aral Kosmol TF 46**
 Oil quantity in system: **3000 l**

Diagnosis for the current laboratory values

No wear metals present in the sample. An improvement of the oil cleanliness in comparison to the previous sample can be noticed. The foaming tendency has increased slightly. But the trendline of this value shows a slight decrease. The air release property has increased slightly. But the trendline of this value is stable. Please observe further changes with the next sample. I recommend that you send the next sample at the next service interval or at your regular inspection for trend analysis.

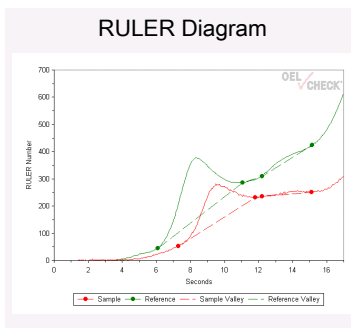
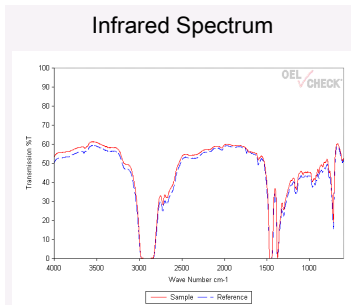
Dipl.-Ing. Rüdiger Krethe

Sample Rating



Caution

ANALYSIS RESULTS			Current sample	Previous samples	
LAB NUMBER			1700913	1700914	
SAMPLE RATING			i	i	
Date tested			20.04.2020	21.03.2019	
Date of sample taken			02.04.2020	11.03.2019	
Date of last oil change			01.09.2012	01.09.2012	
Top-up since change	l		1170	890	
Operating time since change	h		58805	50427	
Total operating time	h		350596	342218	
Oil changed			no	no	
WEAR					
Iron	Fe	mg/kg	0	1	
Chrome	Cr	mg/kg	0	0	
Tin	Sn	mg/kg	0	0	
Aluminum	Al	mg/kg	0	0	
Nickel	Ni	mg/kg	0	0	
Copper	Cu	mg/kg	0	0	
Lead	Pb	mg/kg	0	0	
Molybdenum	Mo	mg/kg	0	0	
PQ index	-		< 25	< 25	
CONTAMINATION					
Silicon	Si	mg/kg	0	0	
Potassium	K	mg/kg	1	0	
Sodium	Na	mg/kg	0	0	
Lithium	Li	mg/kg	0	0	
Water K. F.	ppm		117	105	
OIL CONDITION					
Viscosity at 40°C	mm²/s		44.86	44.90	
Viscosity at 100°C	mm²/s		6.80	6.82	
Viscosity index	-		106	106	
Oxidation	A/cm		1	1	
IR index	-		99.76	99.90	
Color	Color index		1.5	1.0	
ADDITIVES					
Calcium	Ca	mg/kg	0	0	
Magnesium	Mg	mg/kg	0	0	
Boron	B	mg/kg	0	0	
Zinc	Zn	mg/kg	0	3	
Phosphorus	P	mg/kg	2	2	
Barium	Ba	mg/kg	0	0	
Sulphur	S	mg/kg	236	253	



LAB REPORT

Unit ID **Steam turbine**
 Component **Lubricating oil 8T**
 Current sample number **1700913**



Example report
 Analysis scope: Turbine Oil Kit 8

Machine type: **EG49/8/8**
 Manufacturer: **Siemens/Bergmann Borsig**
 Sample from: **Lubricating oil**
 Oil brand name: **Aral Kosmol TF 46**
 Oil quantity in system: **3000 l**

ANALYSIS RESULTS		Current sample	Previous samples		
LAB NUMBER		1700913	1700914		
SAMPLE RATING					
Date tested		20.04.2020	21.03.2019		
Date of sample taken		02.04.2020	11.03.2019		
Date of last oil change		01.09.2012	01.09.2012		
Top-up since change	l	1170	890		
Operating time since change	h	58805	50427		
Total operating time	h	350596	342218		
Oil changed		no	no		
ADDITIONAL TESTS					
AN / NN	mgKOH/g	0.11	0.07		
Air release	min	6.6	6.9		
Water separation (steam)	s	104	111		
Foam test seq. I	ml/ml	490/0	530/10		
Foam test seq. II	ml/ml	-	-		
Foam test seq. III	ml/ml	-	-		
Cleanliness class	ISO 4406	17/15/11	21/18/13		
RULER Additive 1	%	32.6	28.2		

Unit ID **Steam turbine**
 Component **Lubricating oil 8T**
 Current sample number **1700913**



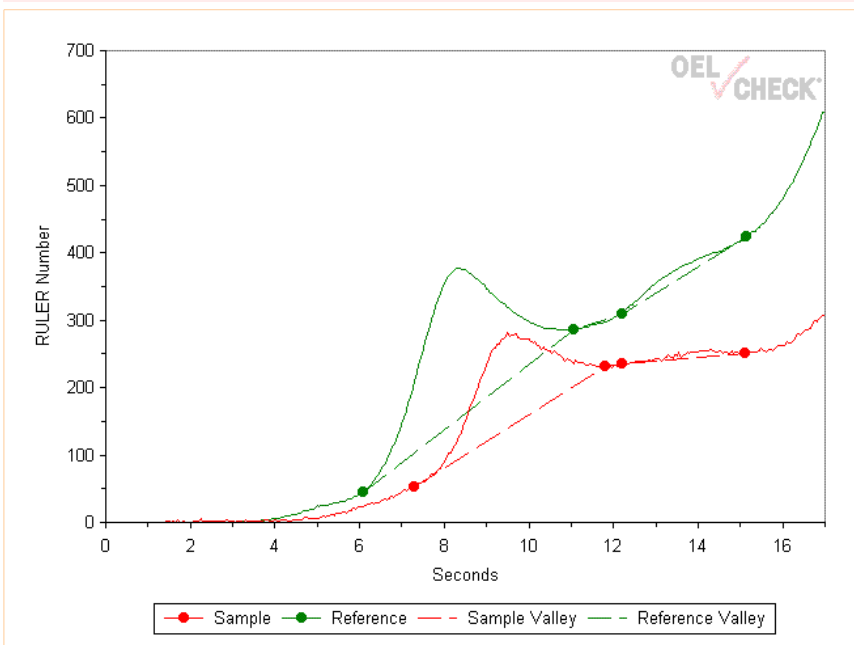
Example report
 Analysis scope: Turbine Oil Kit 8

Machine type: **EG49/8/8**
 Manufacturer: **Siemens/Bergmann Borsig**
 Sample from: **Lubricating oil**
 Oil brand name: **Aral Kosmol TF 46**
 Oil quantity in system: **3000 l**

Diagnosis of RULER test

The RULER graph clearly indicates the presence of additives containing phenolic antioxidants. The content of phenolic antioxidants has decreased slightly. Please observe further changes with the next sample.

Dipl.-Ing. Rüdiger Krethe



ANALYSIS RESULTS

LAB NUMBER		1700913
Date tested		20.04.2020
Date of sample taken		02.04.2020
Date of last oil change		01.09.2012
Top-up since change	l	1170
Operating time since change	h	58805
Total operating time	h	350596
Oil changed		no

Antioxidant/residual content

RULER Additive 1	%	32,6
------------------	---	------